







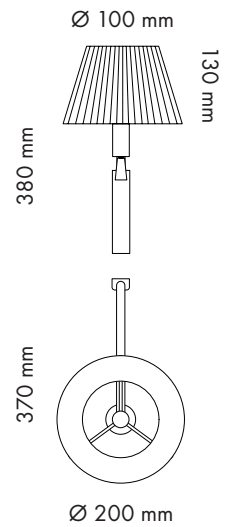
PRODUCT CODE **E16**

Mounting	Wall (preferably on bedside)
Lamp description	1 x 42W E14 + LED 1 W (reading light)
Luminous Flux	600lm (Halogen), 450lm (LED)
Environment	Indoor
Materials	Shade: pleated polyester, linen or cotton..
Customisable finishes	Shade: prints on cotton, fringes. Metal components: lacquered in RAL colour collection.
Optional	Swivelling arm
Technical description	Handmade wall lamp with satin acrylic light diffuser and pleated lampshade.

AVAILABLE FINISHINGS

-  Pleated Polyester (collection colours)
-  Linen (collection colours)
-  Printable Cotton (custom colours)
-  Powder-coated metal components (RAL colour collection)

OVERALL DIMENSIONS



ELECTRICAL

Emergency	Without
Voltage (V)	230
Transformer availability	Included
Transformer mounting	Not integrated

CERTIFICATIONS



INCLUDED



Lamp Watt : 42 W
Lamp Category: Halogen
Socket: E27
Flux: 600lm

OPTIONAL

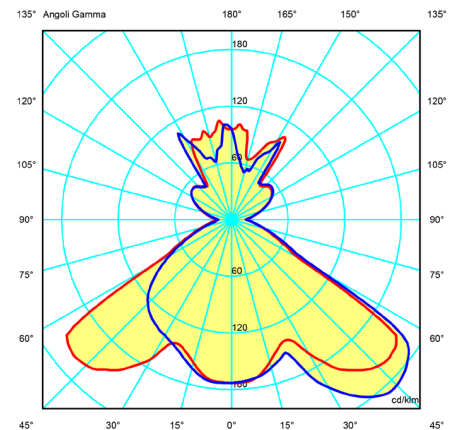


Lamp Watt: 6 W
Lamp Category: LED
Socket: E27
Flux: 450lm

OPTIONAL FOR DALI SYSTEM



Lamp Watt: 6 W
Lamp Category: LED - dimmable
Socket: E27
Flux: 470lm



Due to the handcrafted nature of the product, small variations in colours, size and shape can occur.